

Annual Report 2020

Assumption & Resurrection Parishes

With the COVID-19 pandemic and the resulting restrictions on gatherings, I would like to thank all the parishioners of Assumption and Resurrection Parishes for their continued prayers and financial support of our communities. It has been a great challenge to see our way through these difficult times.

Fr. Philip Creurer, Pastor

Current Office Staff

	Fr. Philip Creurer, Parish Priest	
Trish Underwood		Parish Business Manager & Pastoral Assistant
Janette Kondra		Accountant
Maura Usher		Administrative Assistant

Parish Pastoral Council

Current membership

Rob Taylor (Chair)
Miles Berry
Andrew Nelson
Justin Mahé
Luke Marple
Catherine Tamsett
Dan Maclsaac
Josée Marr
Augustine Marah

Parish Finance Council

Current membership

Ron Macdonald
Nora Spenrath
Ed Andrews
Joe Opgenorth
Jim Whelan

Financial Statements*

* Please see Notes at end of this Financial Reporting section for explanations.

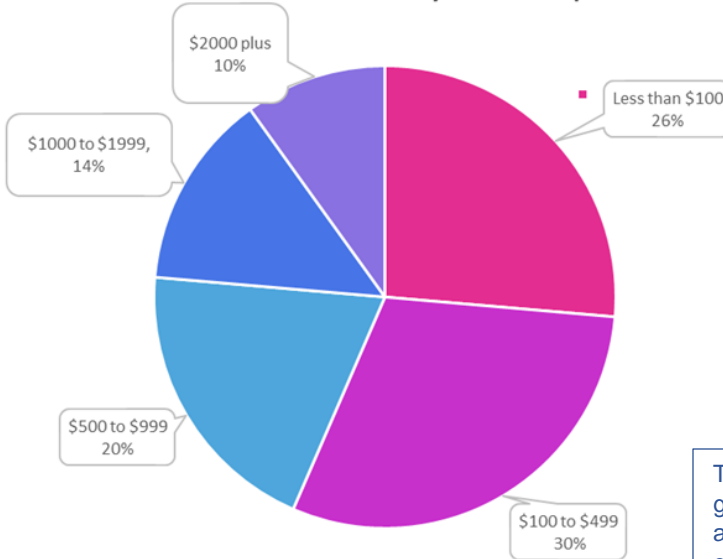
RESURRECTION PARISH		
PROFIT & LOSS: Year comparison 2020		
	2019	2020
Income		
Revenue - non receipts	62,787	21,275
Revenue - receipted	258,488	271,295
Interest earned	4,801	6,052
	326,076	298,622
Expenses		
CHURCH		
Cathedraticum	62,820	60,597
Interest and Bank Charges	324	210
Licences, memberships, dues	418	60
Office Supplies & Expenses	15,311	13,724
Building R & M	2,722	194
Equipment R & M	14,595	63
Elevator Inspection & Main	402	298
Fire & Security	6,345	2,802
Caretaker	584	
Custodian Supplies	1,324	1,079
Utilities - water, power, waste	12,370	10,908
Utilities - gas	4,168	5,916
Utilities - telephone	1,728	1,495
Property Tax	890	902
Property Insurance	1,918	13,424
Grounds Maintenance	29,664	22,501
Salaries & Benefits	121,331	76,365
Other Expenses	11,525	3,567
Expenses on Charitable Activities	21,212	5,315
RECTORY		
Building R & M	158	82
Equip/Security R & M		440
Housekeeper	2,406	350
Supplies	1,073	1,894
Utilities - water, power, waste	1,346	1,206
Utilities - gas	606	660
Utilities - cable	411	819
Property Tax	1,933	1,904
Property Insurance	116	716
Grounds Maintenance	2,414	1,325
TOTAL EXPENSES	320,114	228,816
Net Income	5,962	69,806

ASSUMPTION PARISH

PROFIT & LOSS: Year comparison 2020

	2019	2020
Income		
Revenue - non receipts	26,689	52,153
Revenue - receipted	221,669	215,728
Interest earned	2,388	31,886
	<u>250,746</u>	<u>299,767</u>
Expenses		
CHURCH		
Cathedraticum	46,670	46,276
Interest and Bank Charges		46
Licences, memberships, dues		
Office Supplies & Exp	23,902	16,312
Building R & M	775	402
Equipment R & M	6,617	1,685
Elevator Inspection & Main	3,905	942
Fire & Security	5,024	1,244
Caretaker	6,871	4,547
Custodian Supplies	726	1,094
Utilities - water, power, waste	11,079	14,278
Utilities - gas	8,026	6,460
Utilities - telephone	369	381
Property Tax	761	751
Property Insurance	2,495	12,705
Grounds Maintenance	5,168	7,547
Salaries& Benefits	106,325	68,970
Other Exp	32,914	1,078
Expenses on Charitable Activities	1,529	820
RECTORY		
Building R & M	0	
Supplies - shared cost	8,284	21,82
Shared costs - sacramental prep		1,035
Shared costs - liturgical supplies		2,703
Shared costs - church hospitality		885
Shared costs - church supplies		507
House keeping - Rectory		350
Utilities - water, power, waste	3,331	1,285
Utilities - gas	0	735
Utilities - Cable	0	914
Grounds Maint - Rectory		1,283
Property Tax	2,571	5,419
Property Insurance	211	1,192
TOTAL EXPENSES	<u>277,553</u>	<u>204,028</u>
Net Income	<u>-26,807</u>	<u>95,739</u>

Chart 2020 donation analysis - Assumption



Total Sunday Collections: \$234,357.35
Total donors: 292

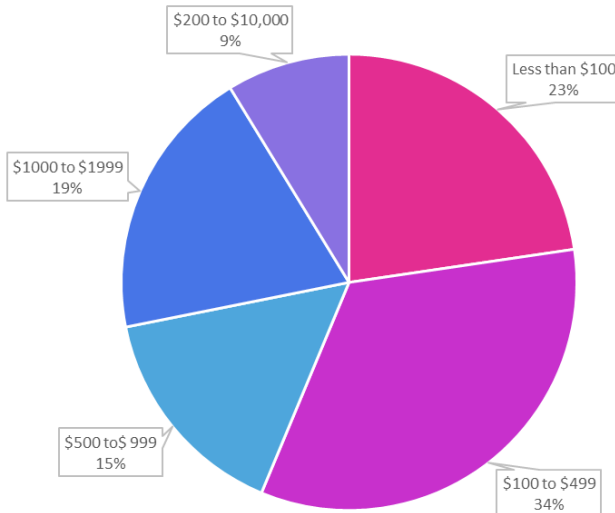
\$10 per week = \$500 per year
\$20 per week = \$1000 per year

The charts show the amount of annual giving by percentage of persons issued a charitable tax receipt.
e.g. Assumption: 26% of persons give less than \$100 per year.

An analysis of trends in giving shows:

1. More than half of received donors in each parish donate less than \$500 per year (i.e. less than \$10 per week)
2. Assumption:
 - a. 10% of donors 48% of total received donations.
 - b. 56% of donors contribute 12% of total received donations.
3. Resurrection:
 - a. 8.75% of donors contribute 40% of total received donations.
 - b. 56% of donors contribute 11% of total received donations.

Chart 2020 analysis - Resurrection



Total Sunday Collections: \$296,616.86
Total donors: 366

ORDINARY SUNDAY COLLECTIONS*

	RESURRECTION	ASSUMPTION†
2012	291,416.18	301,378.42
2013	291,906.59	247,912.83
2014	277,646.52	190,714.78
2015	281,456.95	185,414.65
2016	273,763.69	219,102.19
2017	295,741.53	220,714.28
2018	285,543.27	220,585.89
2019	284,616.92	210,344.77
2020	277,336.77	220,353.04

*"Ordinary Collections" means: Sunday and Holyday Collections, and "Special Collections/Donations" (Resurrection and Assumption), but not "Together We Serve" or Saint Vincent de Paul donations.

† Note: At Assumption Parish, 95th Avenue was closed for seven months during 2019 for LRT construction.

SALARIES AND BENEFITS

	RESURRECTION	ASSUMPTION
2012	78,566.90	124,526.19
2013	56,832.88	112,323.42
2014	62,469.89	84,604.63
2015	72,673.05	75,088.04
2016	80,255.07	74,544.02
2017	82,167.15	75,308.12
2018	84,783.37	77,129.52
2019	120,037.50	106,324.00
2020	76,365.36	68,969.87

In 2019 there was an adjustment of salaries:

- A full-time accountant was employed for the first three months while the parish accounts were reviewed and brought up to date in consultation with the Archdiocese.
- A long-time employee retired and unpaid benefits were paid out.
- A parish business manager was hired part-time as the parish priest split his time between teaching duties at Newman College and Judicial Vicar of the Archdiocese and of the Interdiocesan Tribunal of Edmonton.

In 2020 one full-time employee and 1 part-time employee were put on temporary lay-off (due to COVID 19). One part-time employee was permanently laid off due to re-organization of office processes.

EXAMPLES OF SOME FIXED COSTS*

RESURRECTION					
	2016	2017	2018	2019	2020
Photocopier	4,661.59	4,565.47	5,407.72	6,806.26	2,910.67
Tel/Internet	1,785.16†	3,674.26	3,699.53	3,821.55	2,424.90
Utilities	14,817.05	16,247.78	15,317.62	18,486.82	16,823.90
Insurance	8,929.00	9,205.00	9,709.00	10,913.00	14,139.86
Prop. Taxes	2,496.27	4,355.14	2,573.52	2,832.51	2,806.31
Liturgical	9,194.98	5,058.76	4,744.79	8,315.00	2,916.02
ASSUMPTION					
	2016	2017	2018	2019	2020
Photocopier	4,661.59	4,565.47	5,407.72	6,806.26	2,679.54
Tel/Internet	2,201.00†	4,018.06	4,238.61	4,190.97	2,062.02
Utilities	17,818.67	17,644.65	21,361.20	21,054.96	21,118.04
Insurance	8,623.00	8,770.00	9,629.00	11,288.00	15,780.49
Prop. Taxes	4,301.26	2,577.38	3,298.03	5,404.00	4,265.89
Liturgical	1,578.96	170.83	1,480.61	8,315.00	2,703.44

- ◆ Reporting across the years and between the parishes was not always consistent; despite inconsistencies, the data presented here is intended only as a guide to see what trends emerge over a historical pattern
- † 2016: Telephone and Internet for only 6 month - switch in Accounting Programs

Pastor's Notes on the Financial Condition of the Parishes

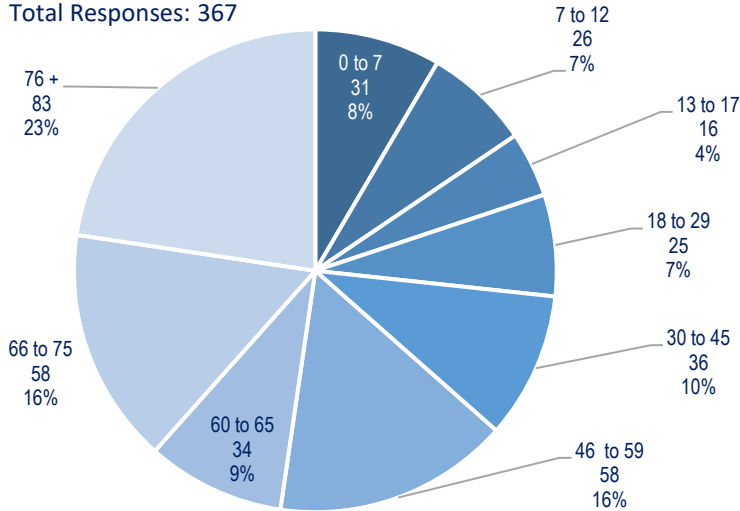
- The financial health of a parish can be quickly seen by comparing Ordinary Sunday Collections to Ordinary Expenses; Sunday collections are the main source of revenue for parish life, and so, for a healthy financial parish, Ordinary Sunday Collections should meet all Ordinary Expenses.
- Other sources of revenues (e.g. interest income, cell tower rental, rental of parish property to third parties) should not be used to meet ordinary expenses, but should rather provide a fund that grows to assist with eventual large capital expenditures (e.g. replacement of roof, windows and heating).

Financial Health of each parish at a glance

- At the end of 2019 and in the first months of 2020, special donations were received in both parishes to help offset the expected announced deficit in both parishes.
- *Assumption Parish*: Once the pandemic affected our parish activities, we also received permission to draw out the interest on monies invested on behalf of Assumption Parish from the sale of the former St. James Parish; in addition Assumption received rental income in 2020 from Gianna House (rectory rental) and the Vital Grandin Chaplaincy, who also contributed to offset expenses such as snow removal. One of the largest ordinary expenses at Assumption is heating costs, and we are currently investigating long-term solutions to help reduce these costs.
- A combination of continued generous financial contributions from parishioners despite the pandemic, and a significant reduction in expenses due to curtailed activities, allowed Assumption's Ordinary Sunday Collections to meet its Ordinary Expenses in 2020.
- *Resurrection Parish*: Similarly, Resurrection in 2020 was able to meet Ordinary Expenses from Ordinary Sunday Collections thanks to the continued generosity of its parishioners and a significant paring back of expenses due to curtailed activities arising from the pandemic.
- Going forward, we will continue to be vigilant in ensuring the financial health and viability of both parishes. Thank you to all for your support during these challenging times!

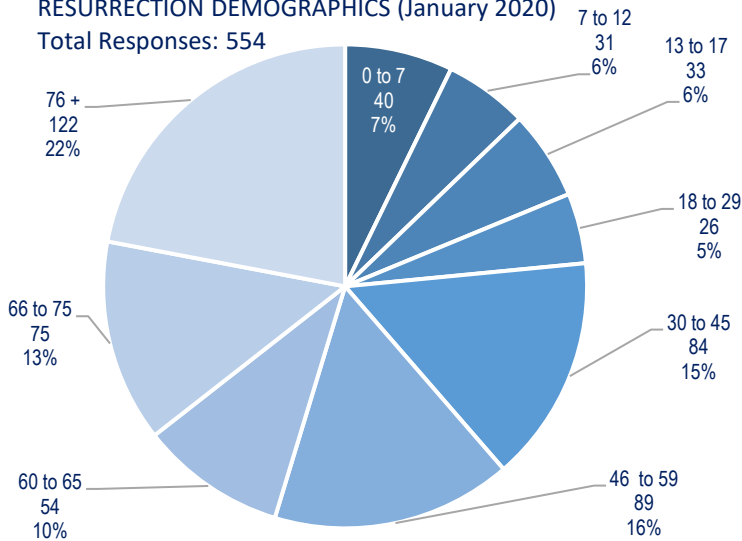
ASSUMPTION DEMOGRAPHICS (January 2020)

Total Responses: 367



RESURRECTION DEMOGRAPHICS (January 2020)

Total Responses: 554



Note: The attendance data from 2019 are reproduced here since attendance during 2020 was restricted due to the COVID-19 pandemic.

Churches were entirely closed from mid-March until the beginning of June 2020, and then re-opened at a very restricted capacity depending on the physical size and layout of the building; further restrictions were imposed by December 2020, permitting a maximum of 15% of fire code capacity. For practical purposes, this meant that Assumption Church could hold a maximum of 78 persons and Resurrection a maximum of 74 persons, assuming those in attendance could also maintain a distance of two metres between households. The wearing of masks was mandatory by the end of the year.

	Resurrection	Assumption
Baptisms:		
<i>Infants</i>	13	2
<i>Children</i>	9	1
<i>To age 17</i>	0	0
<i>Adults</i>	0	4
<i>Profession of Faith</i>		0
1st Communions	19	17
Confirmations	9	17
<i>Through RCIA</i>	0	3
Weddings	4	1
Funerals	8	4

Committees	Pastoral Council Finance Liturgical Planning
Social Justice	Development & Peace
Pastoral Care	Home visits, Hospital visits, Sunday Communion to shut-ins, 3 Care Homes (monthly Masses & Communion Services), Bereavement & grief support
Catechesis	Baptism Preparation, 1 st Reconciliation & 1 st Communion, Confirmation RCIA, Children's Liturgy, School Visits, Bible Study
Youth	Youth choir, children's choir
Ecumenical	Taize, Christmas Dinner, Bissel Centre Lunches
Missionary	SVDP, Chalice, Bissel Lunch, No Room in the Inn Collection (Advent), Hot Lunch monthly collection
Other	Adoration, Faith Enrichment, CWL, K of C (pancake breakfasts), Craft Club, Men's Breakfast Club, Coffee Wednesdays & Fridays, Funeral lunches

Note: Due to gathering restrictions arising from the COVID-19 pandemic, most parish activities had to be curtailed and meetings in person were not permitted for much of the year. Many thanks to all those who made continued charitable works continue: St. Vincent de Paul Society, Bissel Luncheon, Christmas hampers.